



**TRUMBULL COUNTY
EDUCATIONAL
SERVICE CENTER**

LEADING FOR EDUCATIONAL EXCELLENCE

MFA SETUP

2FA/MFA Code Availability

Cell Phone

Landline,
No Cell Phone

Two-Factor Authentication

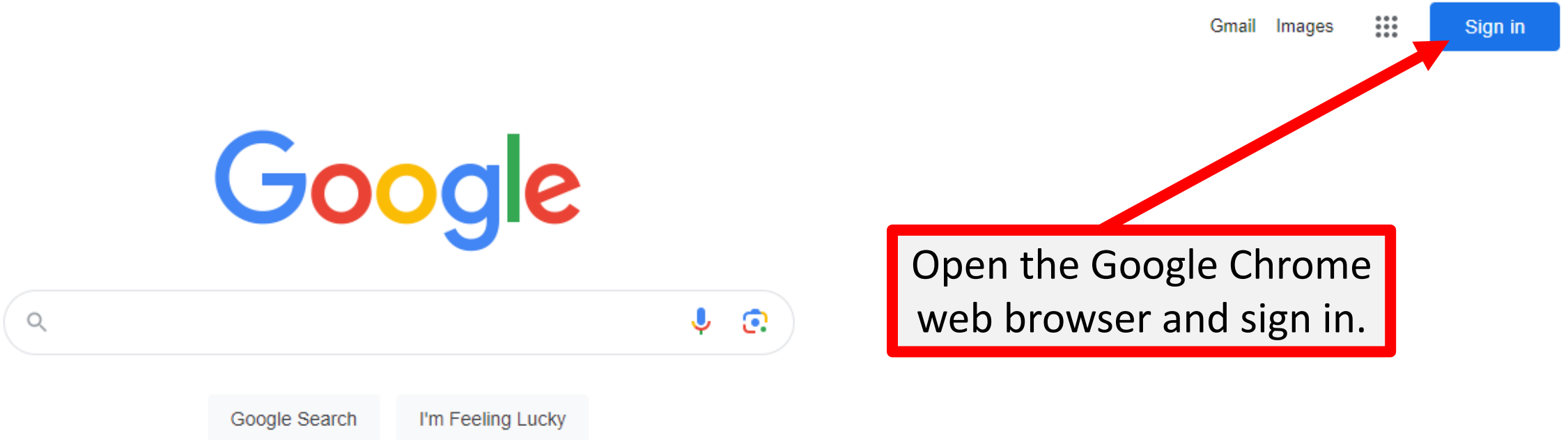
Part 1 of 2

Phone/Cellular
Service Not Available

Authenticator App
Backup Codes

Backup Codes

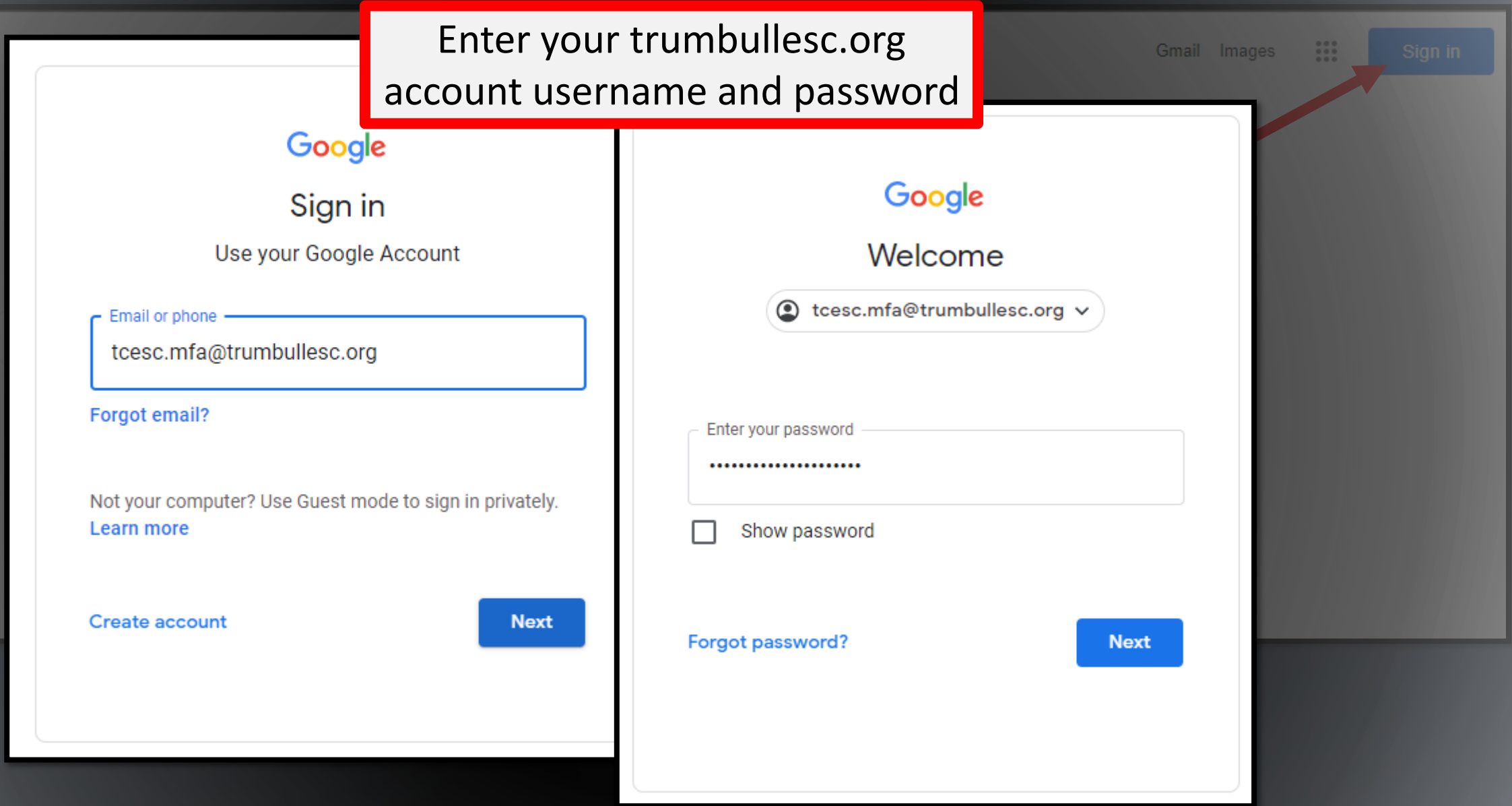
MFA SETUP



Open the Google Chrome web browser and sign in.

MFA SETUP

Enter your trumbullesc.org
account username and password



Google

Sign in

Use your Google Account

Email or phone

tcesc.mfa@trumbullesc.org

[Forgot email?](#)

Not your computer? Use Guest mode to sign in privately.

[Learn more](#)

[Create account](#)

Next

Google

Welcome

tcesc.mfa@trumbullesc.org

Enter your password

.....

Show password

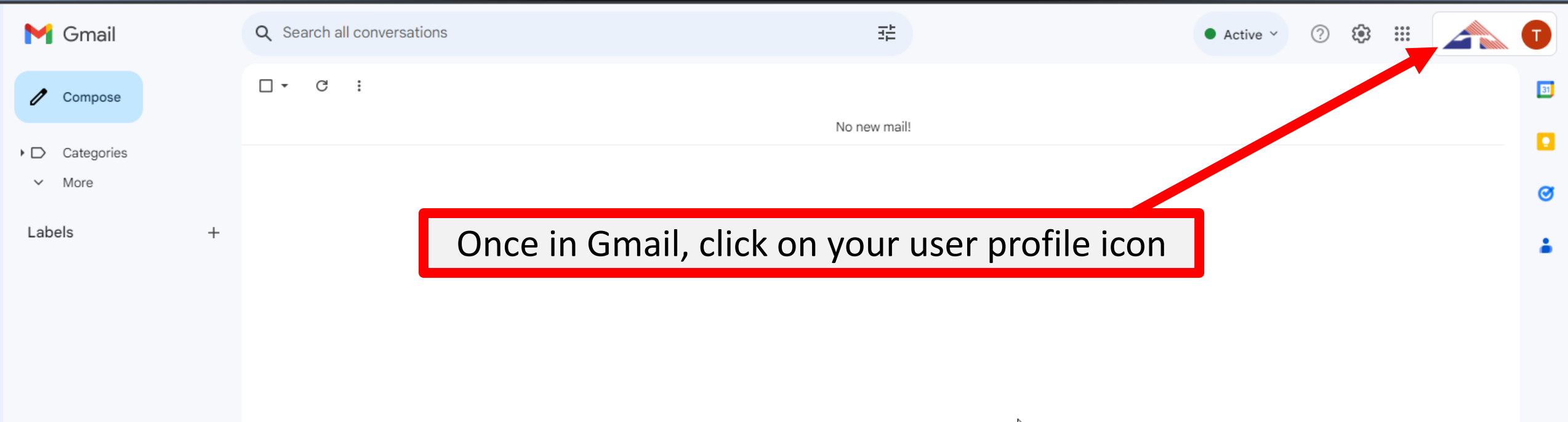
[Forgot password?](#)

Next

Gmail Images

Sign in

MFA SETUP



MFA SETUP

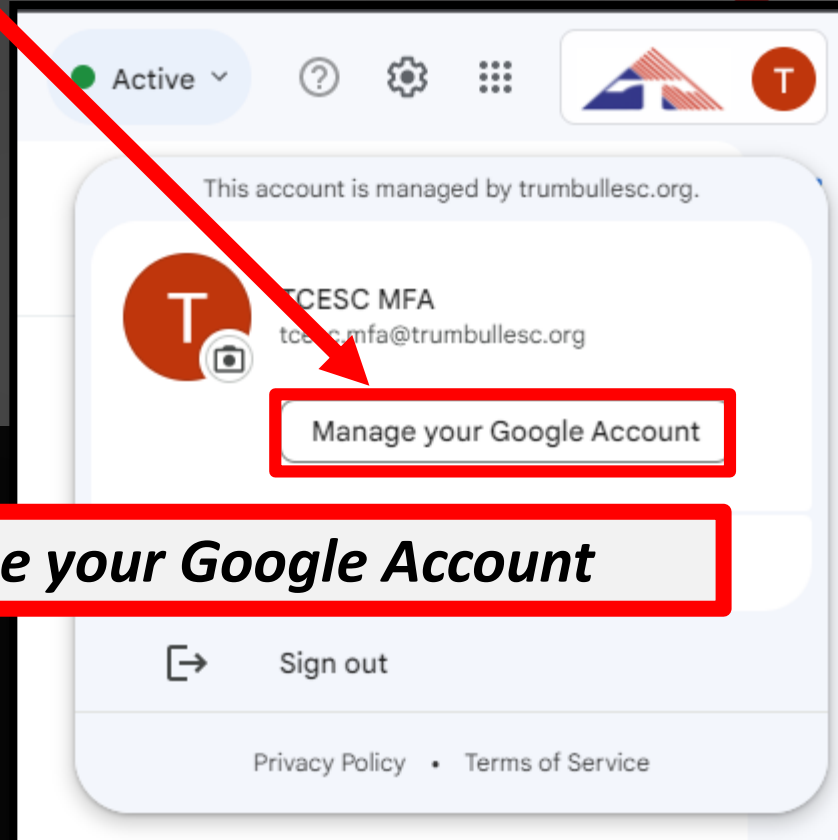
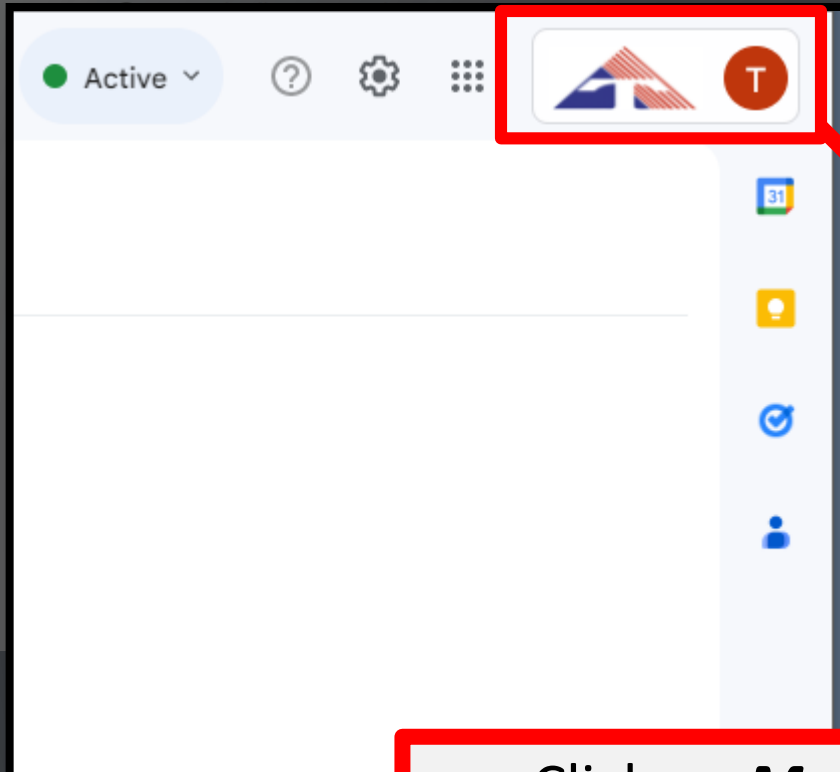
Gmail

Compose

Categories

More

Labels



Click on *Manage your Google Account*

MFA SETUP

Google Account

Search Google Account

Click on **Security** in the menu



- Home
- Personal info
- Data & privacy
- Security
- People & sharing
- Payments & subscriptions
- About



Welcome, TCESC MFA

Manage your info, privacy, and security to make Google work better for you. [Learn more](#)

Transfer your content



Transfer your email and Google Drive files to another Google Account

Start transfer

Privacy & personalization

See the data in your Google Account and choose what activity is saved to personalize your Google experience



[Manage your data & privacy](#)

Your account is protected

The Security Checkup checked your account and found no recommended actions



[See details](#)

Privacy Checkup

Choose the privacy settings that are right for you with this step-by-step guide



MFA SETUP

Click on **2-Step Verification** in the **How you sign in to Google** menu

Google Account

- Home
- Personal info
- Data & privacy
- Security
- People & sharing
- Payments & subscriptions
- About

Settings and recommendations to help you keep your account secure

You have security recommendations

Recommended actions found in the Security Checkup



[Protect your account](#)

Recent security activity

New sign-in on Windows

2:49 PM · Ohio, USA



[Review security activity](#)

How you sign in to Google

Make sure you can always access your Google Account by keeping this information up to date

2-Step Verification

2-Step Verification is off



Password

Last changed 2:46 PM



You can add more sign-in options

Passkeys

MFA SETUP

← 2-Step Verification



Protect your account with 2-Step verification

Prevent hackers from accessing your account with an additional layer of security. When you sign in, 2-Step verification helps make sure your personal information stays private, safe and secure.



Security made easy

In addition to your password, 2-Step verification adds a quick second step to verify that it's you.



Use 2-Step verification for all your online accounts

2-Step verification is a proven way to prevent widespread cyberattacks. Turn it on wherever it's offered to protect all your online accounts.



Get started

Click on the button
Get started

MFA SETUP

← 2-Step Verification



Let's set up your phone

What phone number do you want to use?

 (330) 505-2828

Google will only use this number for account security.
Don't use a Google Voice number.
Message and data rates may apply.

How do you want to get codes?

Text message Phone call

[Show more options](#)

Step 1 of 3

Enter your **phone number** and select how you wish to receive your setup code.

I recommend the **text message** option.

← 2-Step Verification



Let's set up your phone

What phone number do you want to use?

 (330) 505-2828

Google will only use this number for account security.
Don't use a Google Voice number.
Message and data rates may apply.

How do you want to get codes?

Text message Phone call

Click **NEXT** and record the code sent to the phone number provided

 [NEXT](#)

MFA SETUP

← 2-Step Verification

Enter the recorded code sent to the phone number provided
Click **NEXT** to verify the connection.
Click **TURN ON** to complete the MFA setup.

Confirm that it works

Google just sent a text message with a verification code

Enter the code

117226

Didn't get it? [Resend](#)

[BACK](#)

Step 2 of 3

[NEXT](#)

← 2-Step Verification



It worked! Turn on 2-Step Verification?

Now that you've seen how it works, do you want to turn on 2-Step Verification for your Google Account tcesc.mfa@trumbullesc.org?

Step 3 of 3

[TURN ON](#)

Step 1 of 3

[NEXT](#)

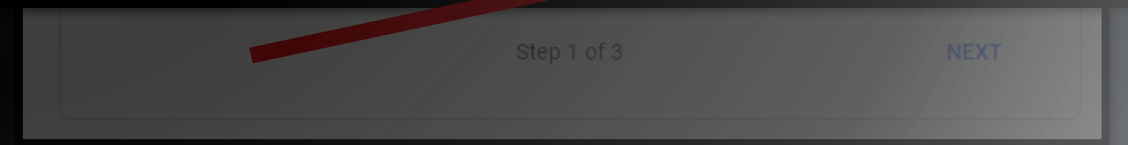
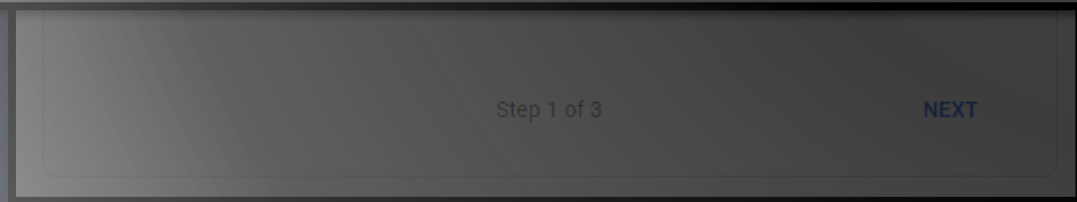
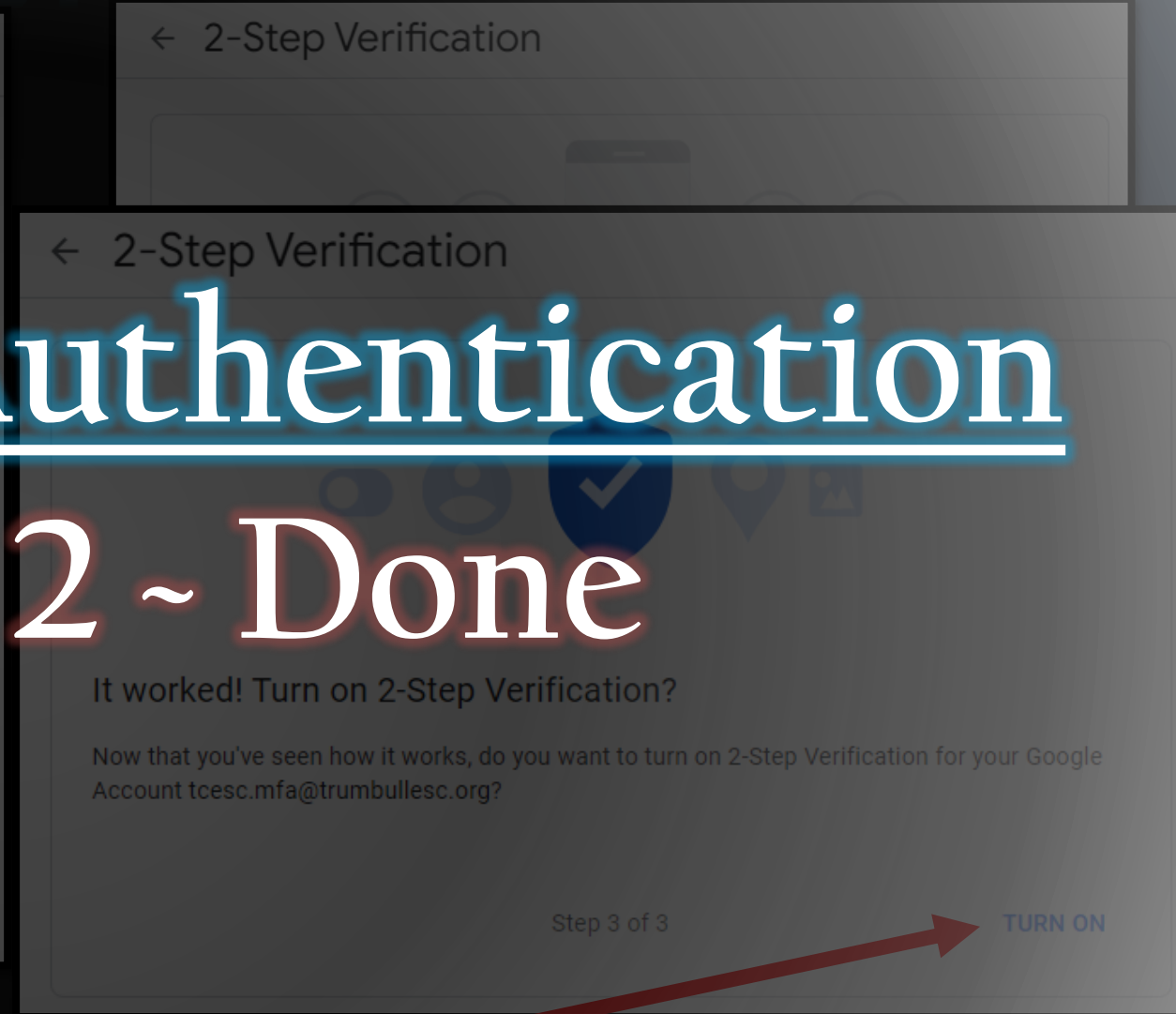
Step 1 of 3

[NEXT](#)

MFA SETUP

Two-Factor Authentication

Part 1 of 2 ~ Done



MFA SETUP

You have security recommendations

Recommended actions found in the Security Checkup



Protect your account

Two-Factor Authentication

Part 2 of 2

Sign-in step added: Phone number

3:00 PM · Ohio, USA

New sign-in

Windows

2:46 PM · Ohio, USA

Review security activity

How you sign in to Google

Make sure you can always access your Google Account by keeping this information up to date

2-Step Verification

On since 3:01 PM

Password

Last changed 2:46 PM

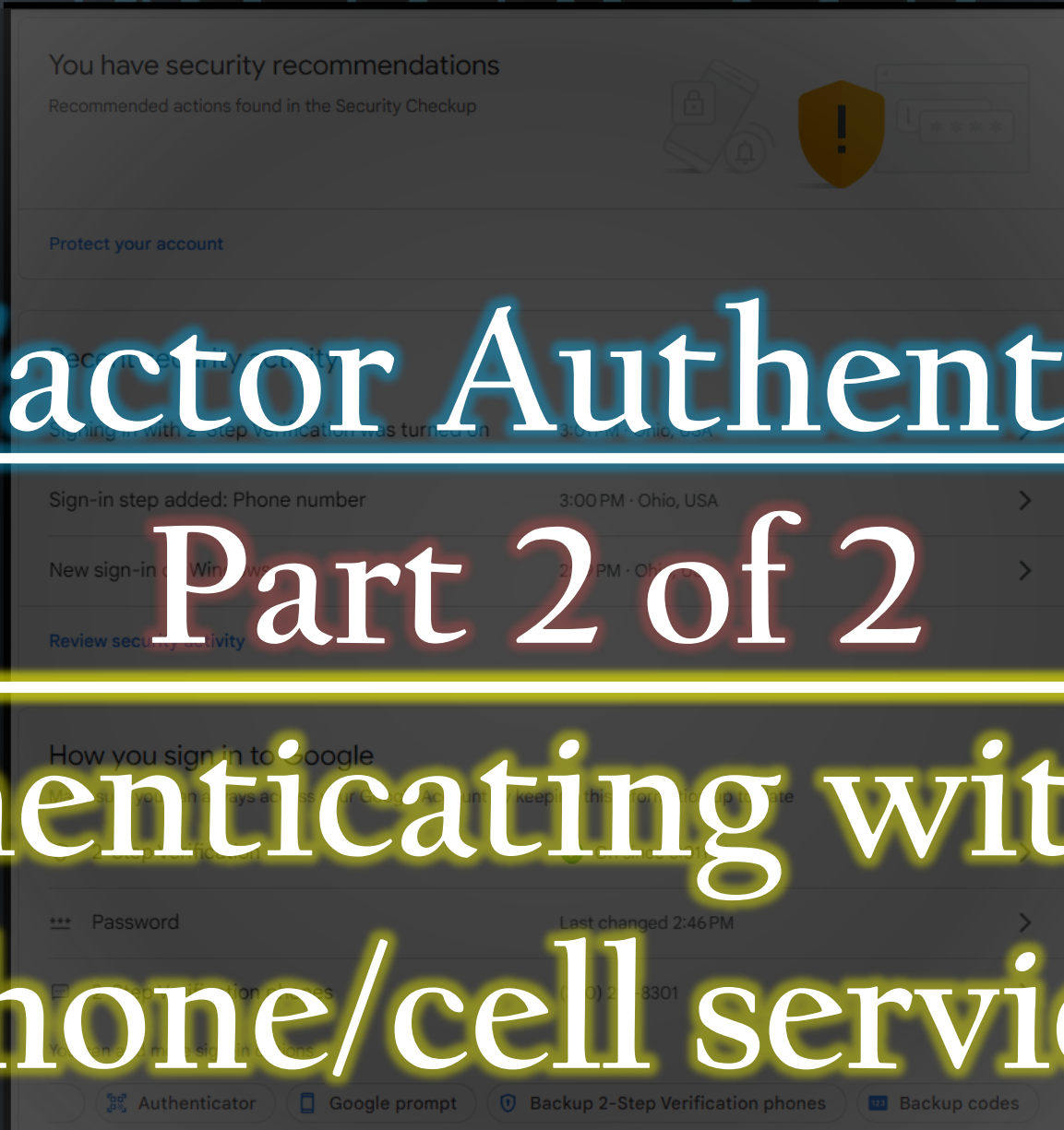
2-Step Verification phones

(330) 219-8301

You can add more sign-in options

- Authenticator
- Google prompt
- Backup 2-Step Verification phones
- Backup codes

MFA SETUP



Two-Factor Authentication

Part 2 of 2

Authenticating without phone/cell service

MFA SETUP

You have security recommendations

Recommended actions found in the Security Checkup



[Protect your account](#)

Recent security activity

Signing in with 2-Step Verification was turned on	3:01PM · Ohio, USA	>
Sign-in step added: Phone number	3:00 PM · Ohio, USA	>
New sign-in on Windows	2:49PM · Ohio, USA	>

Verify MFA has been set up.

How you sign in to Google

Make sure you can always access your Google Account by keeping this information up to date

2-Step Verification	On since 3:01PM	>
Password	Last changed 2:46 PM	>
2-Step Verification phones		>

You can add more sign-in options



MFA SETUP

You have security recommendations

Recommended actions found in the Security Checkup



[Protect your account](#)

Recent security activity

Signing in with 2-Step Verification was turned on	3:01PM · Ohio, USA	>
Sign-in step added: Phone number	3:00 PM · Ohio, USA	>
New sign-in on Windows	2:49 PM · Ohio, USA	>


Select **Authenticator**


How you sign in to Google

Make sure you can always access your Google Account by keeping this information up to date


2-Step Verification	On since 3:01PM	>
Password	Last changed 2:46 PM	>
2-Step Verification phones		>

You can add more sign-in options

 Authenticator

 Google prompt

 Backup 2-Step Verification phones

 Backup codes

MFA SETUP



Google Authenticator App

There are multiple Authenticator apps available. I recommend the **Google Authenticator App** for ease of use and compatibility with our system. If you are interested in a different authenticator app and have questions, please let me know.

MFA SETUP

You have security recommendations

Recommended actions found in the Security Checkup



[Protect your account](#)

Recent security activity

Signing in with 2-Step Verification was turned on	3:01PM · Ohio, USA	>
Sign-in step added: Phone number	3:00 PM · Ohio, USA	>
New sign-in on Windows	2:49 PM · Ohio, USA	>

Verify MFA has been set up.

How you sign in to Google

Make sure you can always access your Google Account by keeping this information up to date

2-Step Verification	On since 3:01PM	>
Password	Last changed 2:46 PM	>
2-Step Verification phones		>

You can add more sign-in options

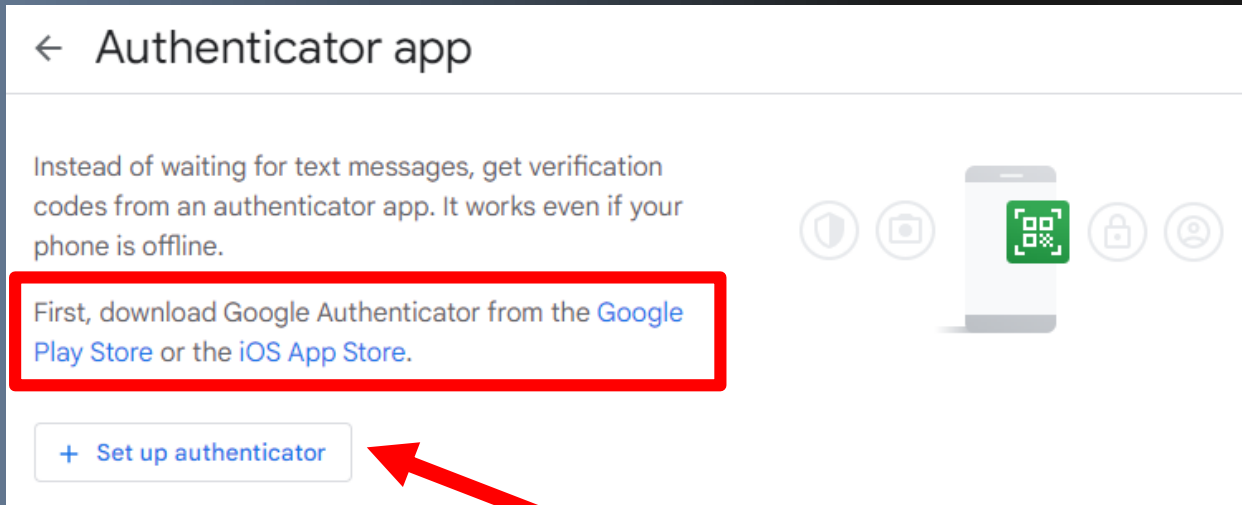
Authenticator

Google prompt

Backup 2-Step Verification phones

Backup codes

MFA SETUP



Google
Authenticator
App

Click on *Set up authenticator*

There are multiple Authenticator apps available. I recommend the **Google Authenticator App** for ease of use and compatibility with our system. If you are interested in a different authenticator app and have questions, please let me know.

MFA SETUP

← Authenticator app

Instead of waiting for text messages, get verification codes from an authenticator app. It works even if your phone is offline.

First, download Google Authenticator from the Play Store or the iOS App Store.

+ Set up authenticator

← Authenticator app

Instead of waiting for text messages, get verification codes from an authenticator app. It works even if your phone is offline.

First, download Google Authenticator from the Play Store or the iOS App Store.

+ Set up authenticator

Set up authenticator app

- In the Google Authenticator app tap the +
- Choose **Scan a QR code**



Can't scan it?

Cancel Next

Follow the on-screen directions to scan the QR code with the authenticator app.

MFA SETUP

Your account is protected

The Security Checkup checked your account and found no recommended actions



[See details](#)

Recent security activity

Sign-in step added: Authenticator app	3:14 PM · Ohio, USA	>
Sign-in step removed: Authenticator app	3:13 PM · Ohio, USA	>
Sign-in step added: Authenticator app	3:12 PM · Ohio, USA	>

[Review security activity \(6\)](#)

How you sign in to Google

Make sure you can always access your Google Account by keeping this information up to date

2-Step Verification	On since 3:01PM	>
Password	Last changed 2:46 PM	>
Authenticator	Added 3:13 PM	>
2-Step Verification phones		>

You can add more sign-in options



MFA SETUP

I recommend to also set up backup codes.

Backup codes can be used for times if and when you don't have access to cell service or the authenticator app.

Click on **Backup codes**

The screenshot shows the 'You have security recommendations' section of a Google Account. At the top, there are three icons: a smartphone with a lock, a yellow shield with an exclamation mark, and a password field with asterisks. A red arrow points from the right towards the password field icon. Below this is a 'Recent security activity' list with three entries: 'Signing in with 2-Step Verification was turned on' at 3:01 PM, 'Sign-in step added: Phone number' at 3:00 PM, and 'New sign-in on Windows' at 2:49 PM. Below the activity list is a 'How you sign in to Google' section with three items: '2-Step Verification' (On since 3:01 PM), 'Password' (Last changed 2:46 PM), and '2-Step Verification phones'. At the bottom, there is a row of four buttons: 'Authenticator', 'Google prompt', 'Backup 2-Step Verification phones', and 'Backup codes'. The 'Backup codes' button is highlighted with a red box, and a red arrow points from the 'Click on Backup codes' text box to it.

You have security recommendations
Recommended actions found in the Security Checkup

[Protect your account](#)

Recent security activity

- Signing in with 2-Step Verification was turned on 3:01 PM · Ohio, USA
- Sign-in step added: Phone number 3:00 PM · Ohio, USA
- New sign-in on Windows 2:49 PM · Ohio, USA

[Review security activity](#)

How you sign in to Google
Make sure you can always access your Google Account by keeping this information up to date

- 2-Step Verification On since 3:01 PM
- Password Last changed 2:46 PM
- 2-Step Verification phones

You can add more sign-in options

- Authenticator
- Google prompt
- Backup 2-Step Verification phones
- Backup codes**

MFA SETUP

← Backup codes

Print a list of codes to keep with you that you can enter to sign in. Keep these backup codes somewhere safe but accessible.

+ Get backup codes

← Backup codes

Print a list of codes to keep with you that you can enter to sign in. Keep these backup codes somewhere safe but accessible.

Your backup codes

10 backup codes remaining

Created just now



8514 6595

7374 3541

5555 2770

2779 5059

5698 0048

3995 6052

8811 0900

1356 3842

8152 2829

5486 5793

Print codes

Download codes

Record your backup codes

Additional options to *print* or *download* are available.

MFA SETUP

← Backup codes

Print a list of codes to keep with you that you can enter to sign in. Keep these backup codes somewhere safe but accessible.

+ Get backup codes

← Backup codes

Print a list of codes to keep with you that you can enter to sign in. Keep these backup codes somewhere safe but accessible.

Your backup codes

10 backup codes remaining

Created just now



8514 6595

7374 3541

5555 2770

2779 5059

5698 0048

3995 6052

8811 0900

1356 3842

8152 2829

5486 5793

 Print codes

 Download codes

You can request new codes at any time. To request new codes, click on the *reset icon*.

MFA SETUP

← Backup codes

Print a list of codes to keep with you that you can enter to sign in. Keep these backup codes somewhere safe but accessible.

+ Get backup codes

← Backup codes

Print a list of codes to keep with you that you can enter to sign in. Keep these backup codes somewhere safe but accessible.

Your backup codes

10 backup codes remaining

Created just now

8514 6595

7374 3541

5555 2770

2779 5059

Get new set of backup codes?

If you get new backup codes, any old ones you have left will be unusable

Cancel

Get new codes

Print codes

Download codes

Click on the ***Get new codes.***

MFA SETUP

Your account is protected

The Security Checkup checked your account and found no recommended actions



[See details](#)

Security activity

Sign-in step changed: Backup codes generated	3:17 PM · Ohio, USA	>
Sign-in step changed: Backup codes generated	3:16 PM · Ohio, USA	>
Sign-in step changed: Backup codes generated	3:16 PM · Ohio, USA	>

[Review security activity \(9\)](#)

How you sign in to Google

Make sure you can always access your Google Account by keeping this information up to date

2-Step Verification	On since 3:01PM	>
Password	Last changed 2:46 PM	>
Authenticator	Added 3:13 PM	>
2-Step Verification phones		>
Backup codes	10 codes available	>

You can add more sign-in options

[Passkeys](#) [Security keys](#) [Google prompt](#) [Backup 2-Step Verification phones](#)

Review your security settings.

MFA SETUP

Your account is protected

The Security Checkup checked your account and found no recommended actions



[See details](#)

Recent security activity

Sign-in step changed: Backup codes generated 3:16 PM - Ohio, USA

Sign-in step changed: Backup codes generated 3:16 PM - Ohio, USA

Sign-in step changed: Backup codes generated 3:16 PM - Ohio, USA

[Security activity \(9\)](#)

How you sign in to Google

Make sure you can always access your Google Account by keeping this information up to date

2-Step Verification On since 3:01PM

Password Last changed 2:46 PM

Authenticator Added 3:13 PM

2-Step Verification phones

Backup codes 10 codes available

You can add more sign-in options

[Passkeys](#) [Security keys](#) [Google prompt](#) [Backup 2-Step Verification phones](#)

Two-Factor Authentication

Part 2 of 2 ~ Done

MFA SETUP

The sign in process with
Two-Factor Authentication



Google
Welcome

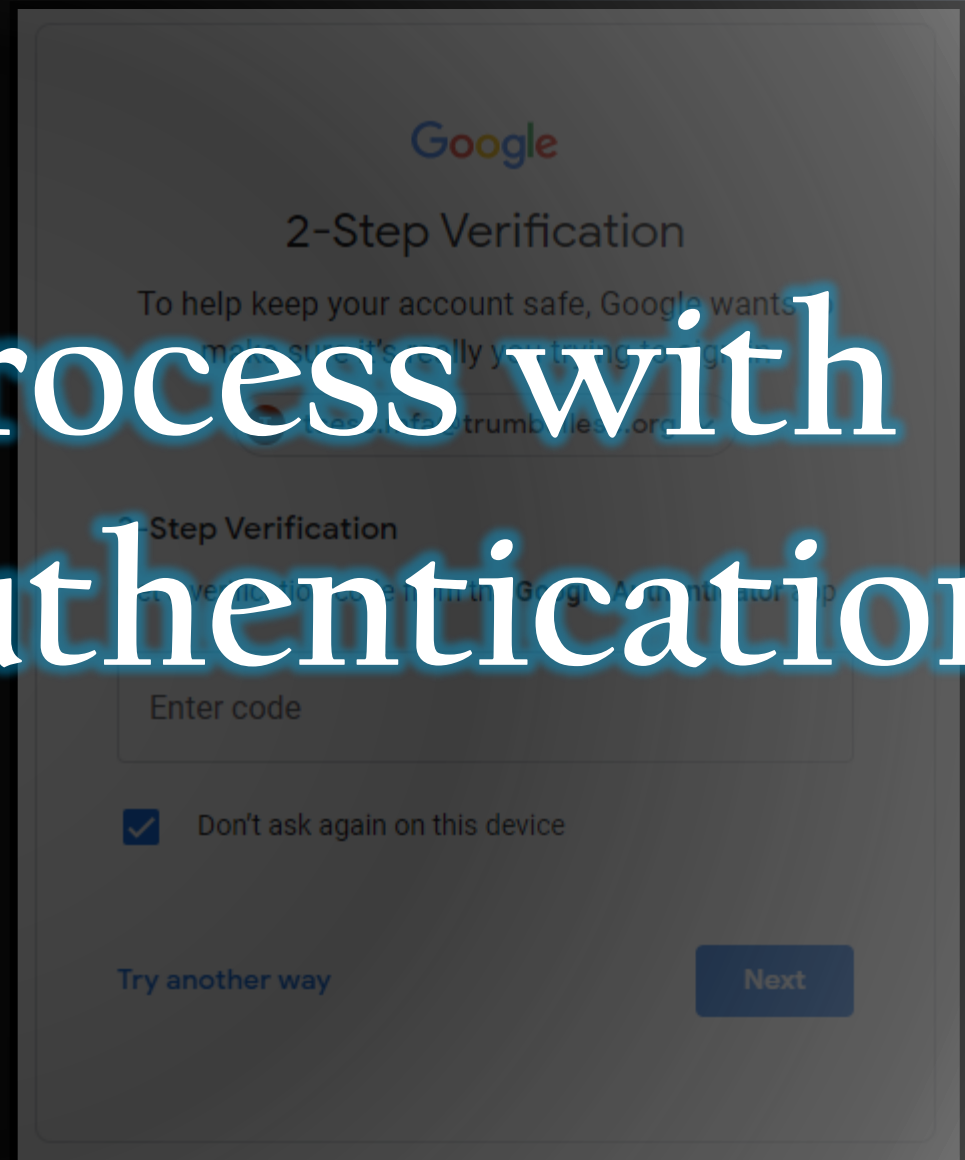
tcesc.mfa@trumbull.edu

Enter your password

.....

Show password

[Forgot password?](#)



Google
2-Step Verification

To help keep your account safe, Google wants to verify it's really you by sending you a verification code.

2-Step Verification

Enter code


Don't ask again on this device

[Try another way](#)

MFA SETUP

Enter your trumbullesc.org account username and password

Welcome

 tcesc.mfa@trumbullesc.org ▾

Enter your password

.....


Show password

[Forgot password?](#)

Enter your code from your Google Authenticator App

2-Step Verification

To help keep your account safe, Google wants to make sure it's really you trying to sign in

 tcesc.mfa@trumbullesc.org ▾

2-Step Verification

Get a verification code from the **Google Authenticator** app

Enter code

Don't ask again on this device

[Try another way](#)

MFA SETUP

Google

Welcome

tcesc.mfa@trumbullesc.org

Enter your password

.....

Show password

[Forgot password?](#)

Next

Google

2-Step Verification

To help keep your account safe, Google wants to make sure it's really you trying to sign in

tcesc.mfa@trumbullesc.org

2-Step Verification

Get a verification code from the **Google Authenticator** app

Enter code

Don't ask again on this device

[Try another way](#)

Next

Click ***Try another way*** if you wish to select a different means of authentication


MFA SETUP

If you click on
Try another way,
select how you
wish to
authenticate



2-Step Verification

To help keep your account safe, Google wants to make sure it's really you trying to sign in

 tcesc.mfa@trumbullesc.org ▾

Choose how you want to sign in:



Get a verification code from the **Google Authenticator** app



Get a verification code at (***).***01
Standard rates apply



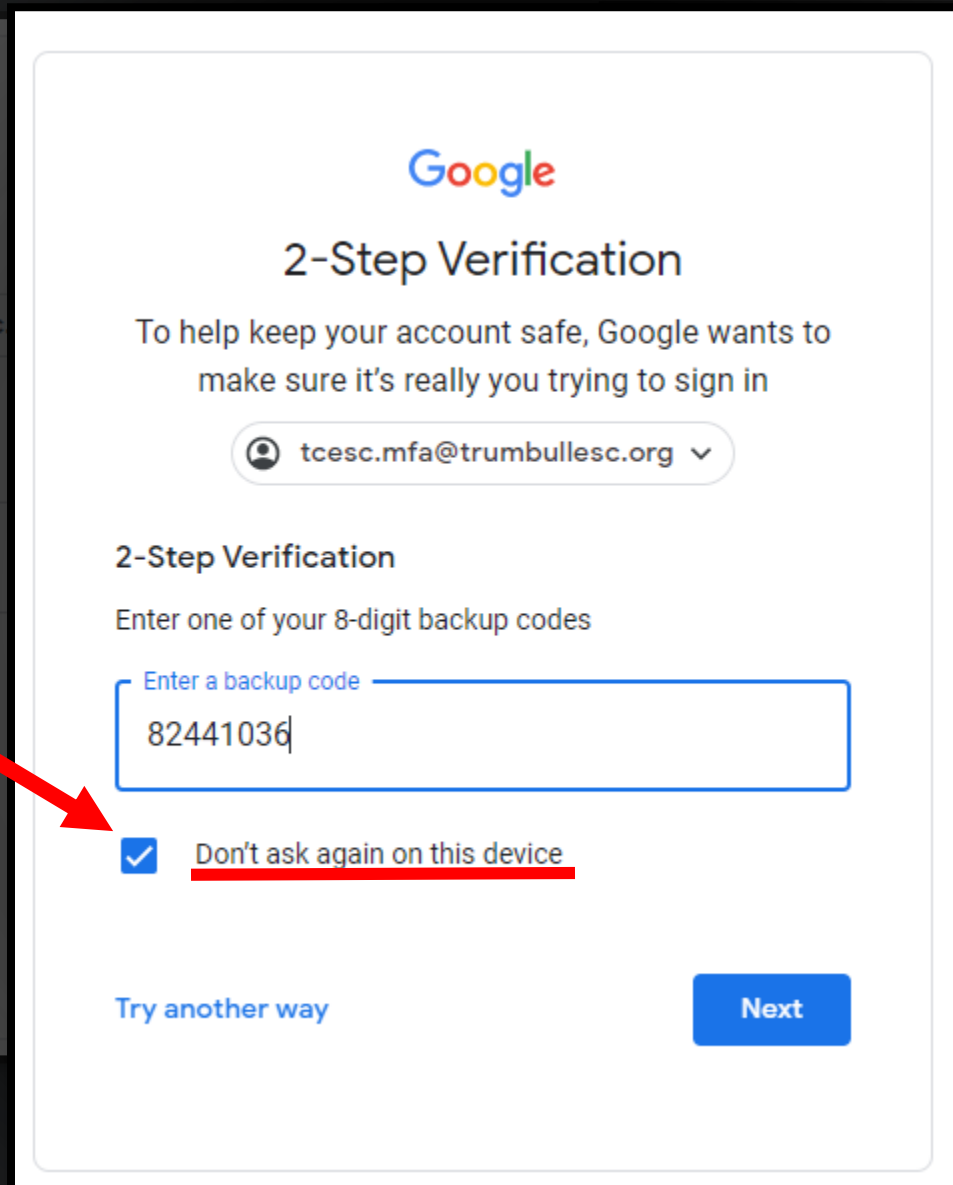
Enter one of your 8-digit backup codes

Or try [account recovery](#) instead

Next

MFA SETUP


If you are signing into a non-public, shared device, you can select the option ***Don't ask again on this device***



Google

2-Step Verification

To help keep your account safe, Google wants to make sure it's really you trying to sign in

 tcesc.mfa@trumbullesc.org ▾

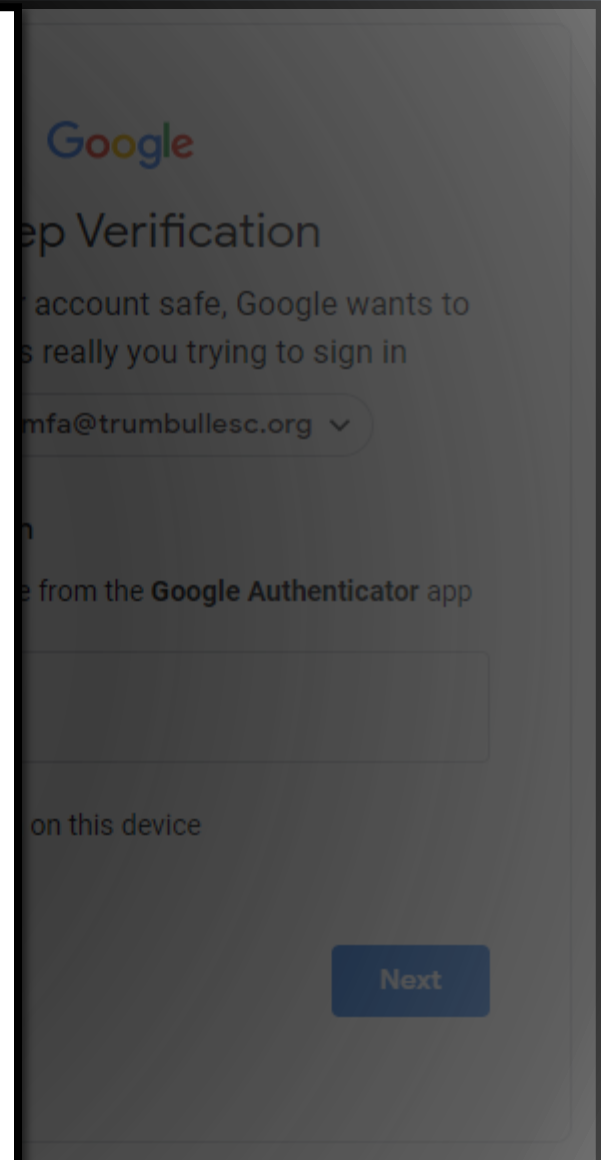
2-Step Verification

Enter one of your 8-digit backup codes

Enter a backup code

Don't ask again on this device


[Try another way](#) [Next](#)



Google

2-Step Verification

To help keep your account safe, Google wants to make sure it's really you trying to sign in

 mfa@trumbullesc.org ▾

2-Step Verification

Enter one of your 8-digit backup codes

Enter a backup code

Don't ask again on this device

[Try another way](#) [Next](#)



**TRUMBULL COUNTY
EDUCATIONAL
SERVICE CENTER**

LEADING FOR EDUCATIONAL EXCELLENCE